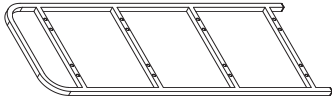



6739-10981-WHT 4-Tier Shoe Rack with Adjustable Bars



A 2 ea
Side frames



B 8 ea
Horizontal tubes



C 16 ea
Screws



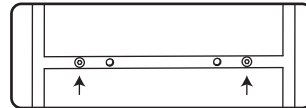
D 1 ea
Hex wrench

No additional tools required.

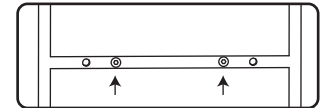
- Use the illustration below to assemble your 4-Tier Shoe Rack with Adjustable Bars.

- We recommend first hand-tightening the hex screws (**C**) then tighten with a hex wrench (**D**) once rack is assembled.

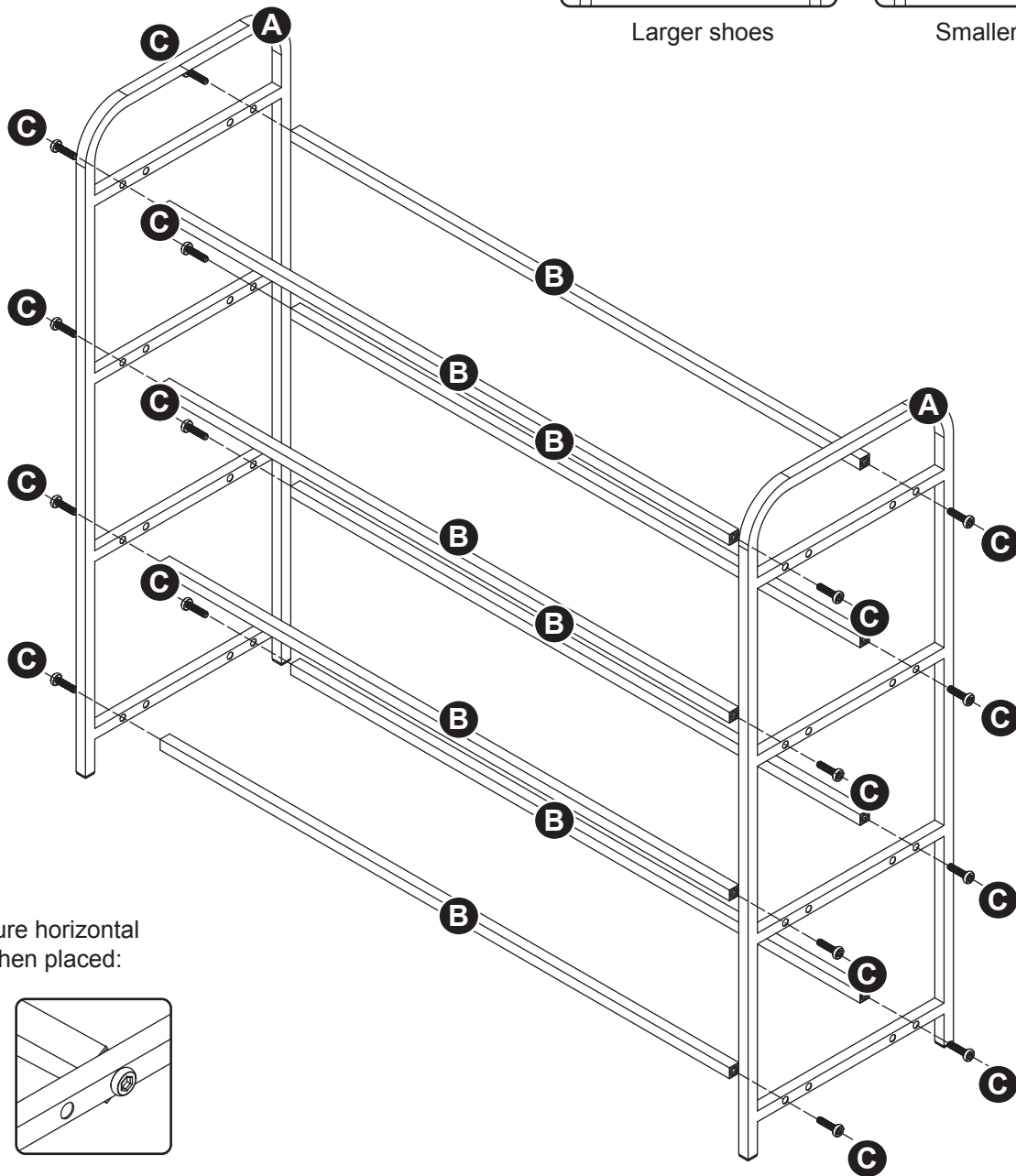
NOTE: Horizontal tube placement can be adjusted to accommodate various shoe sizes.



Larger shoes



Smaller shoes



NOTE: Make sure horizontal tubes are flat when placed:

